



**MODEL ESHX-R-6
EQUIPMENT SCREEN
6" Deep, Reversed Horizontal Blade**

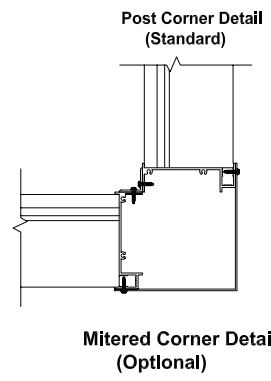
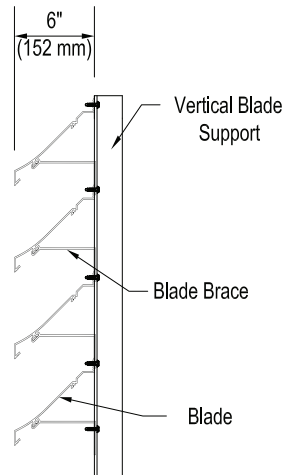
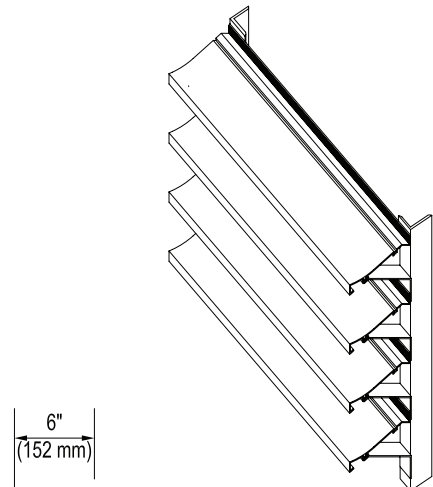
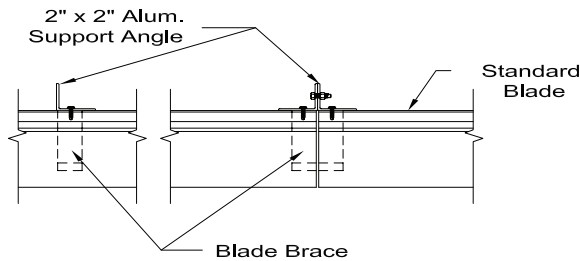
Standard Construction:

- Blades: .081" (2.1 mm) extruded aluminum (6063-T5), 6" (152 mm) deep and 4 3/4" (121 mm) on centers.
- Blade Angle: 38°
- Support: Standard 2" x 2" (51 mm x 51 mm) angle with blade brace on 60" (1524 mm) centers. Consult factory for excessive wind loads.
- Corners: Post (Box) Corners Standard
- Finish: Mill
- Maximum Size: 120"w x 84"h (3048 mm x 2134 mm) factory assembled sections. Screens which exceed this size will be shipped in sections for field assembly. Screens will be shipped in straight sides with corner assembly in the field.

Options:

- Corners: Mitered
- Finish: Prime Coat
- Baked Enamel
- Kynar
- Powder Coat
- Anodize – Clear or specified color
- Other - _____

Continuous Line Detail



Features:

- The ESHX-R-6 Equipment Screen gives a very attractive appearance with hidden blade support to prevent sagging and bows.
- The extruded aluminum design allows of a long life, a low maintenance product, and high resistance to corrosion.
- The blade spacing produces a large free area to give an optimum airflow to the equipment.
- The ESHX-R-6 is an economical way to protect and hide equipment.

Suggested Specification:

Equipment Screens shall be Model: ESHX-R-6 by NCA Manufacturing. Screens shall be furnished and installed as described in schedules or recommended by NCA Manufacturing. Screens shall be factory assembled except where shipment prohibits. When shipment prohibits, then factory components shall be shipped assembled for field assembly. The design shall incorporate blade supports on 60" centers to prevent blade bow and withstand wind loads of 20 psf (90 mph). Blades shall be a minimum thickness of .081" thick at 38° and spaced 4 3/4" on centers. Corners shall be mitered or post (specifier select one). Screens shall have architectural style look with continuous appearance stationary blades. Anchoring system shall be concealed thus not visible from exterior of screen. Screen finish shall be from NCA finish brochure.

Specifications are correct at time of printing. However, as part of our 'continuous improvement program,' we reserve the right to make further improvements without notice.

© JULY, 2000 NCA Manufacturing

ESHX-R-6- 10-05

Project:

Contractor:

Location:

Address:

Architect:

P.O. Number:

Engineer:

Date:

Distributed by LMCurbs

800.284.1412

www.lmcurbs.com

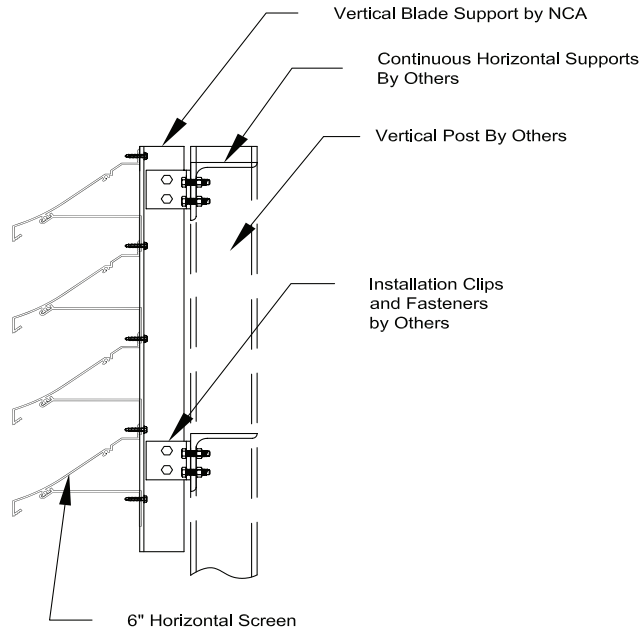




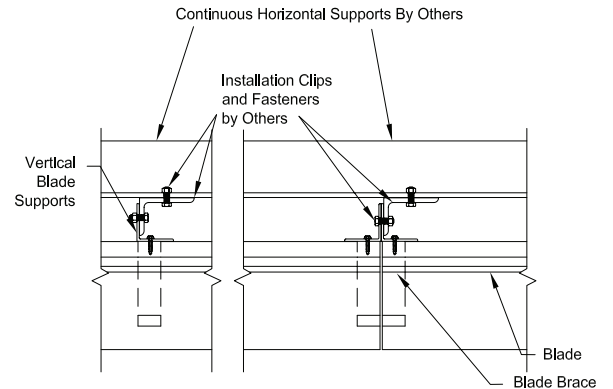
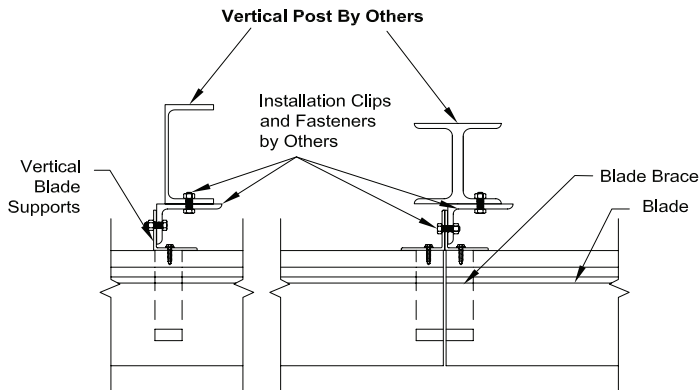
MODEL ESHX-R-6 EQUIPMENT SCREEN 6" Deep, Reversed Horizontal Blade

TYPICAL INSTALLATION DETAILS

© AUGUST, 2005 NCA



ESHX-R-6-10-05



AUGUST, 2005