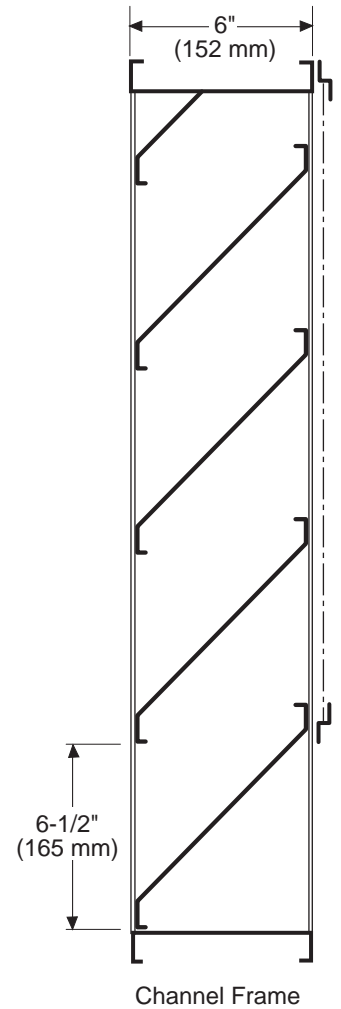




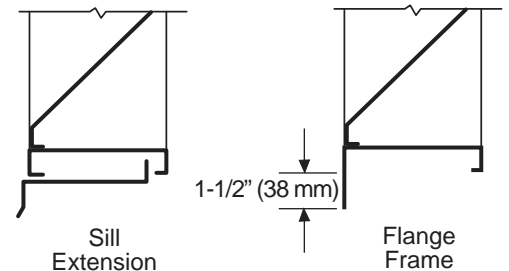
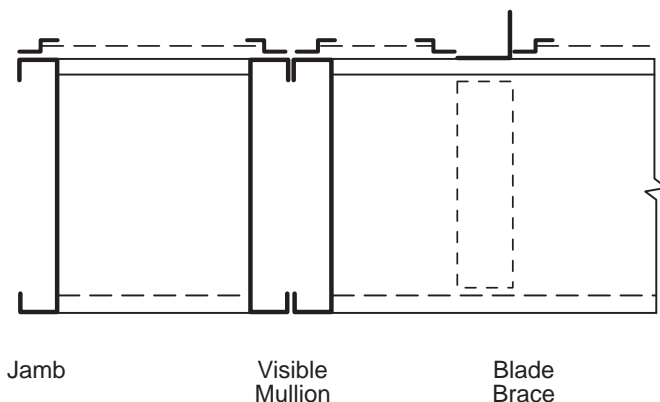
*MODEL SLJ-6
FORMED STATIONARY LOUVER
STRAIGHT BLADE*

Standard Construction:

- Frame:** 6" (152 mm) x 20 ga. galvanized steel.
- Blades:** 20 ga. galvanized steel, approximately 6-1/2" (165 mm) on centers.
- Blade Angle:** 45°
- Screen:** Bird screen - 1/2" x 1/2" (12.7 mm x 12.7 mm) x 19 ga. galvanized steel, in a removable frame on interior of louver.
- Finish:** Mill galvanized.
- Minimum Size:** 8"w x 12"h (203 mm x 304 mm)
- Options:**
 - Screens:** Insect screen - 18 x 16 mesh aluminum.
Other: _____
 - Finish:** Prime Coat
Baked Enamel
Kynar 500 Enamel
Other: _____
- Sill Extensions:**
 - Flange:** 1-1/2" (38 mm) (front or rear)
 - Material:** Various materials and gauges
 - Notes:** Louvers fabricated 1/4" (6.4 mm) under opening size unless otherwise noted.



SLJ-6 - 02-05



Specifications are correct at time of printing. However, as part of our 'continuous improvement program,' we reserve the right to make further improvements without notice.
© JULY, 2000 NCA Manufacturing

Project:	Contractor:
Location:	Address:
Architect:	P.O. Number:
Engineer:	Date: