

Tag: _____ **Engineer:** _____
Project: _____ **Contractor:** _____
Location: _____ **Architect:** _____
Date: _____ **Submitted By:** _____



MODEL CA-XAD-4-45-GL

Extruded Aluminum Combination Louver

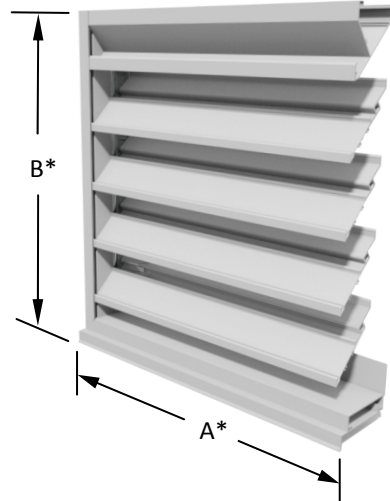
Drainable Blade, AMCA Licensed

Standard Construction

- FRAME:** 4" (102) x .080 (2.1) extruded aluminum, 6063-T6
- BLADES:** *Stationary* .060 (1.5) extruded aluminum, 6063-T6
Drainable Blades fixed at 45° angle,
Spaced approximately 4-3/8" (111)
- BLADES:** *Adjustable* .080 (2.1) extruded aluminum, 6063-T6
- BEARINGS:** Permanently lubricated oilite bronze, press fit
- AXELS:** 3/8" (9.5) square plated steel
- LINKAGE:** Plated steel concealed in jamb
- OPERATOR:** Wing nut side bracket
- BLADE SEALS:** Extruded Vinyl
- JAMB SEALS:** Flexible Stainless Steel
- SCREEN:** Bird screen - 3/4" (19) x .050" (1.3) expanded, flattened aluminum with a removable frame on the interior of the louver. Screen adds approximately 1/2" (12.7) to depth of louver.
- FINISH:** Mill

- MINIMUM SIZE:** 8"w (203) x 12"h (305)
- MAXIMUM:** Single Sections will not exceed 60"w (1524) x
- ASSEMBLY SIZE:** 120"h (3048). Larger sizes will require field assembly of smaller sections.
- DESIGN LOAD:** 20 psf (97.6 kg/m²) Consult for higher pressures.

All dimensions shown in inches, parenthesis () indicate millimeters.



* Width [A dimension] and Height [B dimension] are approximately 1/4" (6) under listed size, unless otherwise specified.

LEED Material Information

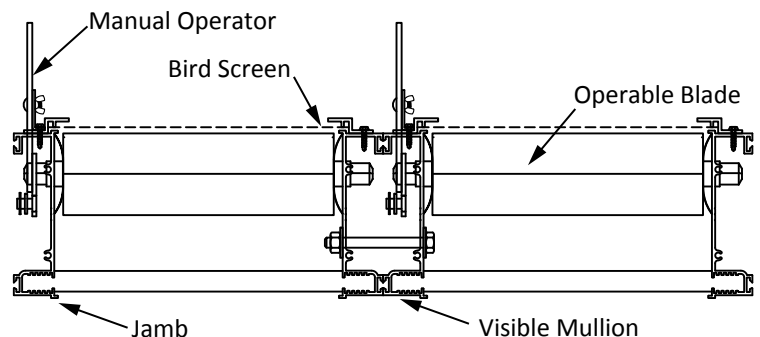
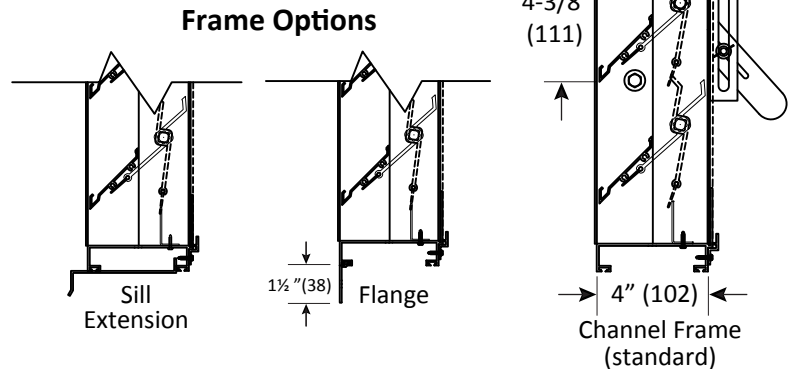
- VOC Content (g/L) - 0**
- Manufacturing Location (MR 5.1)**
 - Marion, NC 28752
- Recycled Content (MR 4.1 & 4.2)**
 - 10% Post-Consumer
 - 80% Pre-Consumer

Optional Construction

- Sill Extension
- Flange Frame [1 1/2" (38)]
- Welded Construction
- Filter Racks
- Security Bars:
 - Front
 - Rear
- Optional Bird and Insect Screens
- Optional Finishes: Consult Finishes Chart
- Blank Off Panel:
 - Aluminum, Non-Insulated
 - Aluminum, Insulated
- Optional Actuators & Operators

Consult NCA for Other Special Requirements

All Stated Specifications Are Subject to Change Without notice or Obligation.



Note: Concealed (Architectural) mullions are not available with operable blade products.

CA-XAD-4-45-GL - 0613 / Replaces CA-XAD-4-45-GL-0209

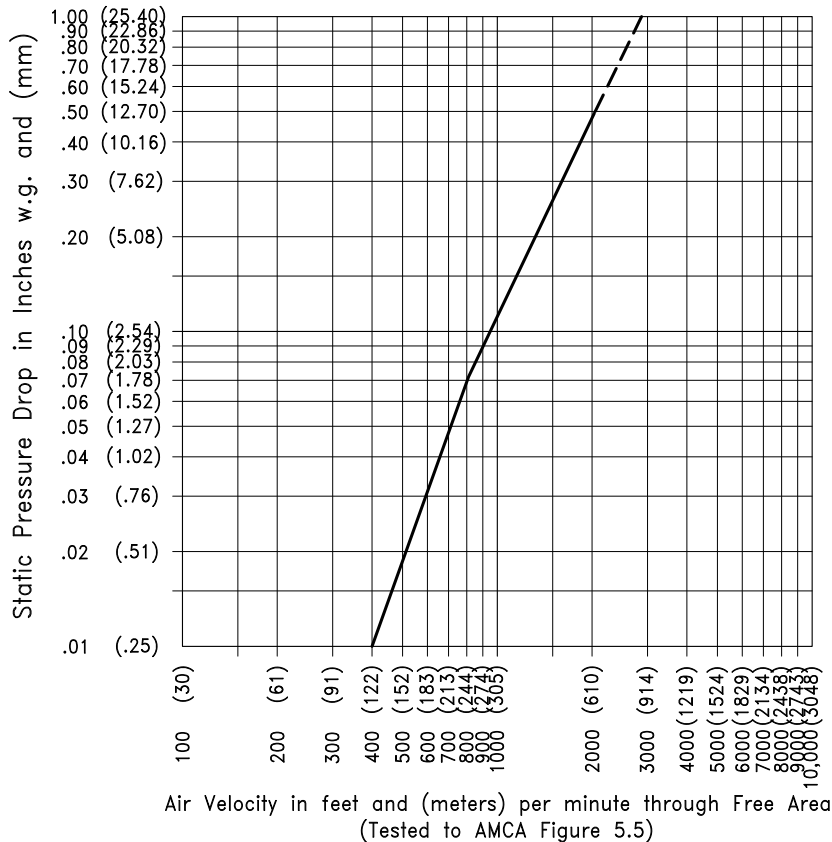


PERFORMANCE DATA

FREE AREA GUIDE FOR CA-XAD-4-45-GL (Free area in ft² and m²)

		Width in Inches (Meters)																		
		12	18	24	30	36	42	48	54	60	66	72	78	84	90	96	102	108	114	120
Height in Inches (Meters)	12	0.30	0.46	0.61	0.76	0.91	1.07	1.22	1.37	1.52	1.68	1.83	1.98	2.13	2.29	2.44	2.59	2.74	2.90	3.05
	0.30	0.30	0.49	0.67	0.86	1.04	1.23	1.41	1.60	1.78	1.90	2.08	2.27	2.45	2.64	2.82	3.01	3.19	3.38	3.56
	0.46	0.03	0.05	0.06	0.08	0.10	0.11	0.13	0.15	0.17	0.18	0.19	0.21	0.23	0.25	0.26	0.28	0.30	0.31	0.33
	0.61	0.05	0.08	0.11	0.15	0.18	0.21	0.24	0.27	0.30	0.32	0.35	0.39	0.42	0.45	0.48	0.51	0.54	0.57	0.60
	0.76	0.07	0.09	0.13	0.17	0.20	0.24	0.27	0.31	0.35	0.42	0.46	0.50	0.54	0.58	0.62	0.66	0.70	0.74	0.78
	0.91	0.09	0.14	0.20	0.25	0.31	0.36	0.42	0.47	0.53	0.56	0.62	0.67	0.73	0.78	0.84	0.89	0.95	1.00	1.06
	1.07	1.13	1.81	2.50	3.19	3.88	4.56	5.25	5.94	6.63	7.06	7.75	8.44	9.13	9.81	10.50	11.19	11.88	12.56	13.25
	1.22	0.10	0.17	0.23	0.30	0.36	0.42	0.49	0.55	0.62	0.66	0.72	0.78	0.85	0.91	0.98	1.04	1.10	1.17	1.23
	1.37	1.37	2.21	3.05	3.89	4.73	5.57	6.41	7.25	8.10	8.63	9.47	10.31	11.15	11.99	12.83	13.67	14.51	15.35	16.19
	1.52	0.13	0.21	0.28	0.36	0.44	0.52	0.60	0.67	0.75	0.80	0.88	0.96	1.04	1.12	1.19	1.27	1.35	1.43	1.51
	1.68	1.62	2.62	3.61	4.60	5.59	6.59	7.58	8.57	9.56	10.20	11.19	12.18	13.17	14.17	15.16	16.15	17.14	18.14	19.13
	1.83	0.15	0.24	0.34	0.43	0.52	0.61	0.70	0.80	0.89	0.95	1.04	1.13	1.23	1.32	1.41	1.50	1.59	1.69	1.78
	1.98	1.79	2.88	3.97	5.06	6.15	7.24	8.33	9.43	10.52	11.21	12.30	13.39	14.49	15.58	16.67	17.76	18.85	19.94	21.03
	2.13	0.17	0.27	0.37	0.47	0.57	0.67	0.78	0.88	0.98	1.04	1.14	1.25	1.35	1.45	1.55	1.65	1.75	1.85	1.96
	2.29	2.04	3.28	4.52	5.77	7.01	8.26	9.50	10.74	11.99	12.78	14.02	15.27	16.51	17.75	19.00	20.24	21.49	22.73	23.97
	2.44	0.19	0.31	0.42	0.54	0.65	0.77	0.88	1.00	1.11	1.19	1.30	1.42	1.54	1.65	1.77	1.88	2.00	2.11	2.23
	2.29	3.68	5.08	6.47	7.87	9.27	10.66	12.06	13.46	14.35	15.74	17.14	18.53	19.93	21.33	22.72	24.12	25.52	26.91	
	0.21	0.34	0.47	0.60	0.73	0.86	0.99	1.12	1.25	1.33	1.46	1.59	1.72	1.85	1.98	2.11	2.24	2.37	2.50	
	2.70	4.34	5.99	7.64	9.29	10.94	12.58	14.23	15.88	16.93	18.58	20.22	21.87	23.52	25.17	26.81	28.46	30.11	31.76	
	0.23	0.37	0.51	0.64	0.78	0.92	1.06	1.20	1.34	1.43	1.57	1.71	1.85	1.98	2.12	2.26	2.40	2.54	2.68	
	2.86	4.61	6.35	8.10	9.84	11.59	13.34	15.08	16.83	17.94	19.69	21.44	23.18	24.93	26.68	28.42	30.17	31.91	33.66	
	0.25	0.40	0.56	0.71	0.86	1.02	1.17	1.32	1.48	1.57	1.73	1.88	2.03	2.19	2.34	2.49	2.65	2.80	2.95	
	3.11	5.01	6.91	8.81	10.70	12.60	14.50	16.40	18.30	19.51	21.41	23.31	25.21	27.11	29.00	30.90	32.80	34.70	36.60	
	0.27	0.43	0.59	0.75	0.92	1.08	1.24	1.40	1.57	1.67	1.83	1.99	2.16	2.32	2.48	2.64	2.81	2.97	3.13	
	3.36	5.41	7.46	9.51	11.56	13.62	15.67	17.72	19.77	21.08	23.13	25.18	27.23	29.28	31.33	33.39	35.44	37.49	39.54	
	0.31	0.50	0.69	0.88	1.08	1.27	1.46	1.65	1.84	1.96	2.15	2.34	2.53	2.72	2.91	3.10	3.30	3.49	3.68	

PRESSURE DROP



NCA Manufacturing Inc. certifies that the Model **CA-XAD-4-45-GL** louver shown herein is certified to bear the AMCA seal. The ratings shown are based on tests and procedures performed in accordance with AMCA Publication 511 and comply with the requirements of the AMCA Certified Ratings Program.

The AMCA Certified Ratings Seal applies to air performance ratings and water penetration ratings only.

Beginning Point of Water Penetration at .01oz./ft² is **1102 FPM (336 m/min)** Free Area Velocity.

Notes:

- Pressure Drop and Water Penetration Data applies to test unit size 48" w x 48" h (1219 x 1219) only.
- Reported Pressure Drop is for Intake only.
- Performance data does not include the effects of bird screen.
- All Performance shown is at standard air density of 0.075 lb/ft³ (1.2 kg/m³).
- Water Penetration data is for 15 minute test duration